

Nelson English Usage

Digital resources for the Australian Curriculum

Write or Die by Dr Wicked: Fan fiction

Dr Wicked's **Write or Die** creative writing lab is a tool that encourages writing and punishes procrastination. In this worksheet, you will use Write or Die to create a piece of fan fiction on a topic that you've selected from the list below or that your teacher has given you. You will need to do some research for this piece of writing. One or two classes should be enough time to gather information. The writing of your fan fiction will need to be done as a homework task, due to the amount of words to be written. Reduce the expected word count if this task is to be done completely in class.

Story universes and fandoms

Many TV, movie, comic book and novel series and even one-off titles have generated 'fandoms' where fans form a kind of subculture revolving around the series, especially in the science-fiction and fantasy genres.

For example, long-time fans of *Star Trek* who devote a portion of their time to their interest are often known as Trekkies, and can be considered a fandom. Some Trekkies are even known to speak the Klingon language.

Harry Potter created a fandom, and fans are known to dress as Hogwarts students, attend conventions and even write fan fiction based on the series.

Many fandoms revolve around series that also form story universes. In a story universe, the setting is fictional and different from reality, but consistent within itself. For example, in some story universes, vampires are always real, whether they are the focus of the universe or not. In the *Twilight* story universe, vampires sparkle in the sun. In the *Buffy the Vampire Slayer* story universe, vampires burst into flame in the sun.

The Stargate fandom originally revolved around the TV series *Stargate SG-1*, but the spin-offs *Stargate: Atlantis* and *Stargate: Universe* used the same 'universe' and principles – the idea of the star 'gate' – but with different characters and main plots.

The Hobbit and the *Lord of the Rings* were different books and not technically a single series, but they occurred in the same story universe – Middle Earth. Their fictional universe is consistent within itself and so wide-ranging that it has enabled a fandom to engage in everything from cosplay to online roleplaying to writing fan-fiction.

Another story universe is that shared between three different TV series: *Eureka*, *Warehouse 13* and *Alphas*. The series are all about different things, but the same 'rules' apply, and they sometimes have crossover characters. *Eureka* is largely about mishaps in a town occurring due to over-achieving scientists. *Alphas* is about human superheroes. *Warehouse 13* is about artefacts with mystical

properties. In this story universe, many historical events and major inventions came about because of artefacts.

Using a story universe, you can write fan-fiction with few limits: you just have to follow the rules of that universe.

Choose one of the following story universes and write yourself and two of your closest friends into the story.

Fan fiction: 600–800 words

- *Batman*
- *Clockwork Prince*
- *Diary of a Wimpy Kid*
- *The Big Bang Theory*
- *Eragon*
- *Glee*
- *The Hitchhiker's Guide to the Galaxy*
- *Noughts and Crosses*
- *Supernatural*
- *Hellblazer*
- *The Shakespeare Stealer*
- *Spider-Man*
- *Superman*
- *The Adventures of Tintin*
- *The Girl with the Dragon Tattoo*
- *The Hunger Games*
- *The Princess Diaries*
- *The Sisterhood of the Travelling Pants*
- *Twilight*
- *Vampire Academy*
- *X-men*

Instructions

- 1 After choosing a fandom, do your research. You will need to know how to make your characters 'fit' into the story universe. It's up to you to decide if your new characters will be heroes, villains or bystanders, but they should engage with at least a few of the major characters in the fandom, so research the characters carefully. This should take you two or three classes to complete, or you could complete the research as homework. Although you are writing fan fiction, the writing must be your own writing. You should not quote directly from your fandom unless it is strongly associated with a character or major plot. If you must quote, it should be minimal and you must reference it in your notes or outline.
- 2 Write an outline for the story in the boxes below. Do not write your pieces in these boxes. Treat them as dot points or prompts for when you are using Write or Die.

Fandom

Title

Characters

My role in the story

Story arc (what will actually happen in the story)

Ideas for the beginning of the story


Ideas for the conclusion of the story

Any other notes and ideas


- 3 Visit the Write or die website and then click the Web app link.
- 4 To begin, key 500 into the Word Goal box, and select 1 hr 30 min from the Time Goal dropdown. Under Consequences, select Normal mode, and under Grace Period, select Strict.
- 5 Quickly re-read your outline as completed on the previous page, then, on Write or Die, click 'Write!'
- 6 Start typing your story into the page that opens. It will keep track of your word count and will alert you when you are writing too slowly.
- 7 Do not worry too much at this stage if you are writing haphazardly. This first draft is simply about getting you to write.
- 8 When you are finished, select all of the text in the box (CTRL+A for Windows, CTRL+Apple for Mac), and then copy it. Paste it here, then save this file:

9 Go back to the Write or Die page, and click Done in the top right-hand corner.


10 During your next class, repeat steps 3–9 for your second draft, but with 700 words and Kamikaze Mode. You may increase your time to 2 hours if necessary. Paste your second draft here, and save this file again:



11 Read both of your drafts and compare them against your outline. Make notes if needed. Are your drafts very different from one another? Is your idea of how the story should go changing?



12 Go back to Write or Die and repeat steps 3-9 to complete your final draft. This time, your settings should be 800 words, 2 hours, Kamikaze Mode and Evil. Paste your final draft here:



13 If you have used any direct quotes from your fandom, insert them here using your English teacher's preferred referencing style.

14 How long did it take you to write your final copy?

I wrote words in minutes.

15 Save this file, making sure that it contains all of your drafts, outlines and notes, and submit it to your teacher.

Teacher comments